



ಬೃಹತ್ ಬೆಂಗಳೂರು ಮಹಾನಗರ ಪಾಲಿಕೆ
Bruhat Bengaluru Mahanagara Palike



BBMP COVID-19 WAR ROOM 27.08.2022



OVERVIEW OF COVID-19 IN BENGALURU

CASE TRENDS ACTIVE CASES **5,128**

<u>Confirmed Cases</u>	<u>Recovered Cases</u>	<u>Death Cases</u>
635 18,62,781 #	693 18,40,671 #	0 16,982 #

HOSPITALIZATION **52**

<u>ICU – V</u>	<u>ICU</u>	<u>HDU</u>	<u>General</u>
2	13	1	36

INCLUDES GOVT. QUOTA AND PRIVATE WALK-IN HOSPITALIZATION

VACCINATION **9,450** 2,04,65,011 #

<u>First Dose</u>	<u>Second Dose</u>	<u>Precaution Dose</u>
327 96,69,564 #	1,493 94,52,373 #	7,630 12,24,158 #

TRIAGING

MTU
13

Tele Triage
627

ACTIVE CLUSTERS

9

Budding Clusters (<5 Cases)

9

Clusters (> 5 cases)

0

TESTING **15,139** 3,14,53,945 #

<u>Positivity : 4.90%</u>	<u>RAT</u>	<u>RTPCR</u>
<small>*FOR LAST 7 DAYS</small>	2,799	12,340

: indicates cumulative numbers till date



ABSTRACT OF COVID-19 SCENARIO IN BENGALURU

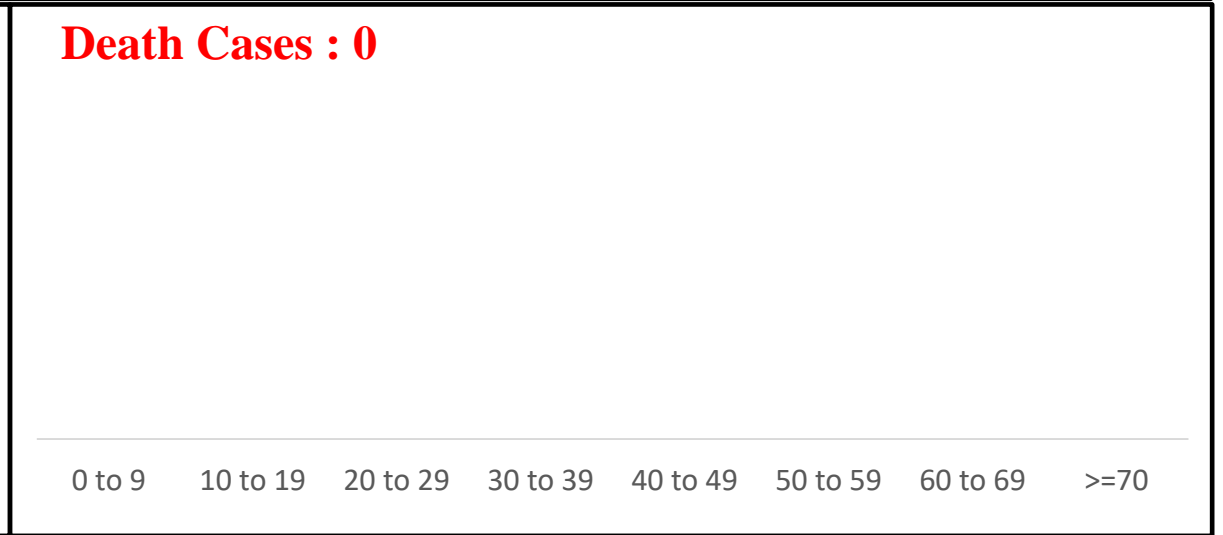
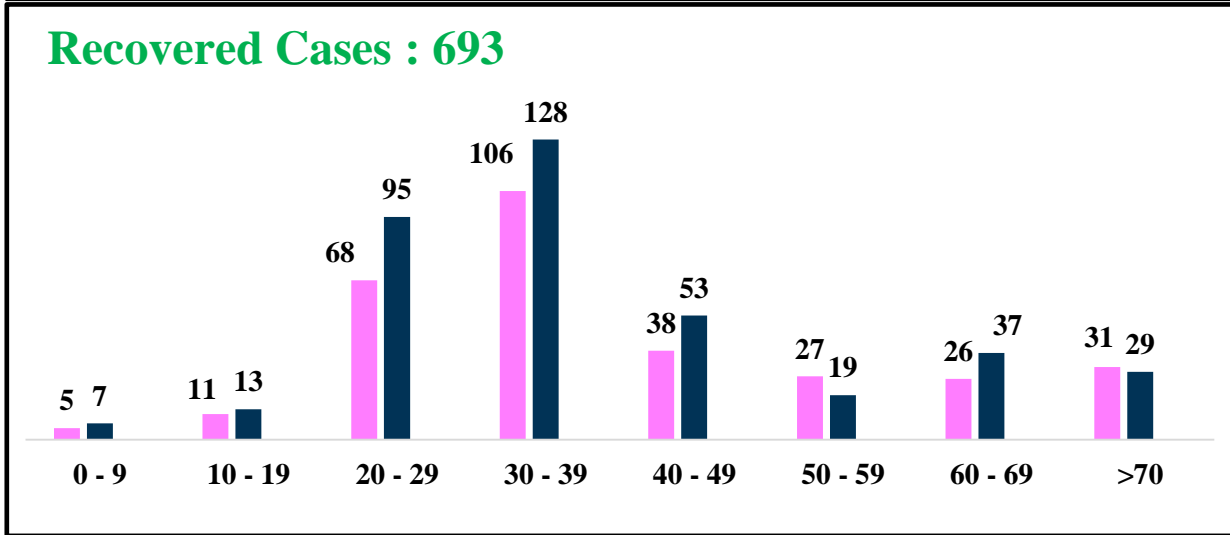
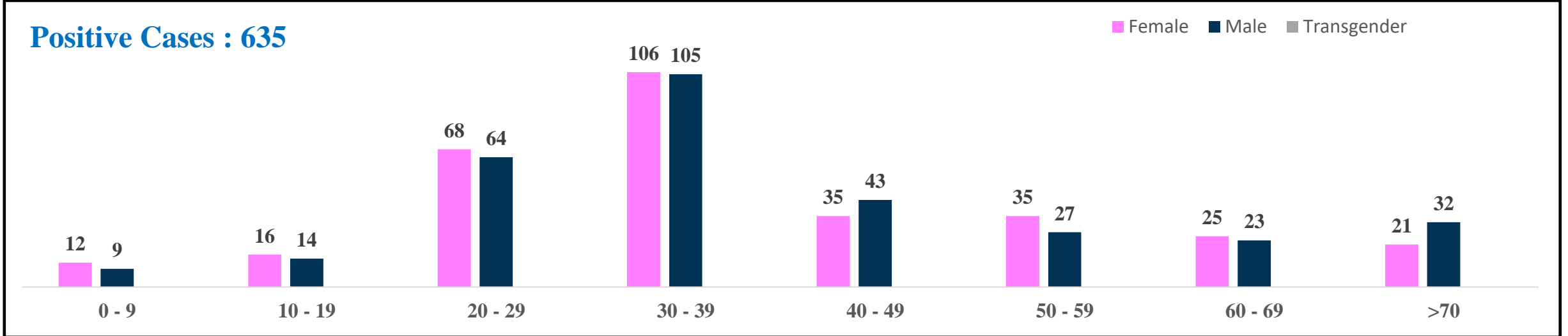


	MALE			FEMALE			TRANSGENDER			TOTAL		
	Last 24 Hours	Last 7 Days	Cumulative	Last 24 Hours	Last 7 Days	Cumulative	Last 24 Hours	Last 7 Days	Cumulative	Last 24 Hours	Last 7 Days	Cumulative
Positive Cases	317	2,718	10,98,231	318	2,319	7,63,658	0	0	196	635	5,037	18,62,781
Recovered Cases	381	3,934	10,84,442	312	3,379	7,56,136	0	0	186	693	7,313	18,40,671
Death Cases	0	0	10,754	0	1	6,224	0	0	4	0	1	16,982
Total Tests Done	In Last 24 hrs. : 15,139			In last 7 days : 1,02,890			Cumulative : 3,14,53,945					
Vaccine Doses Administered	In Last 24 hrs. : 9,450			In last 7 days : 42,044			Cumulative : 2,04,65,011					
ACTIVE CASES									5,128			

*Covid deaths occurred today : 00 | Covid deaths occurred beyond last 24hrs., reported today : 00

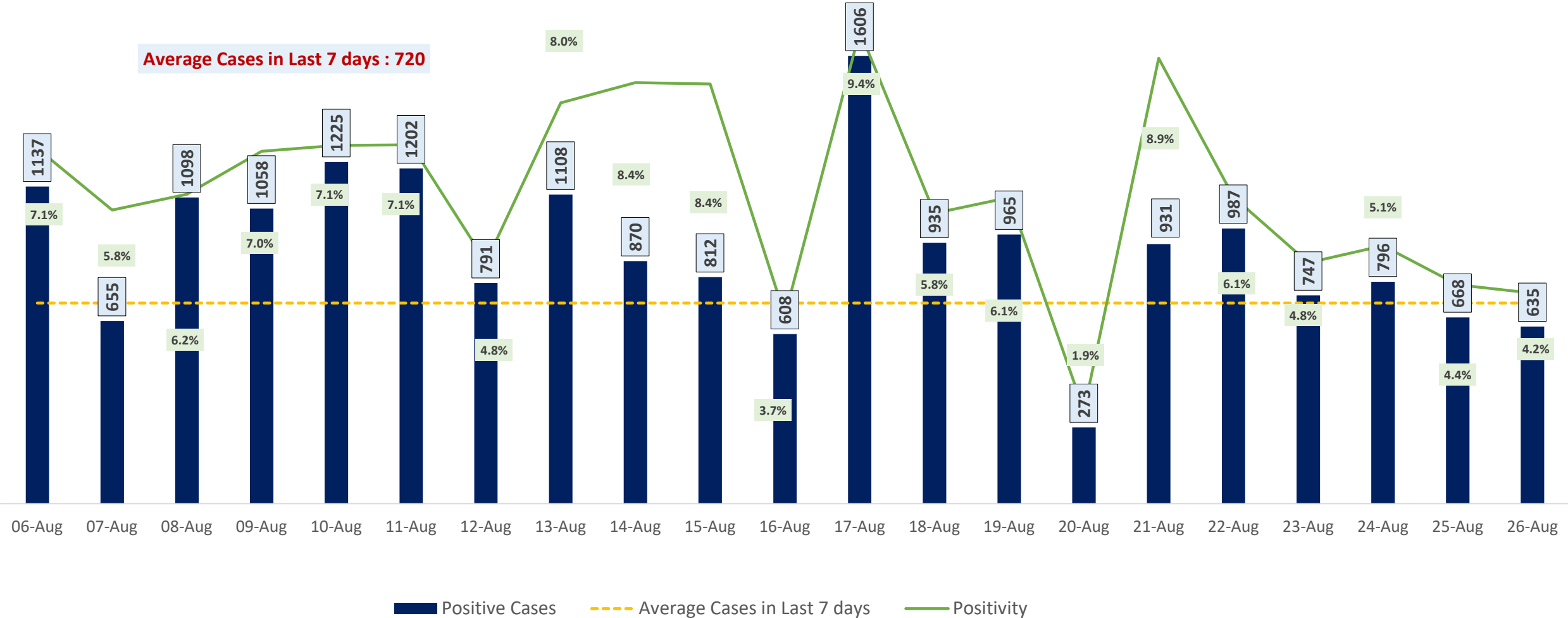


LAST 24 HOURS AGE GROUP AND GENDER WISE DISTRIBUTION





POSITIVITY RATE OF BENGALURU – LAST 21 DAYS





TESTING TRENDS IN BENGALURU

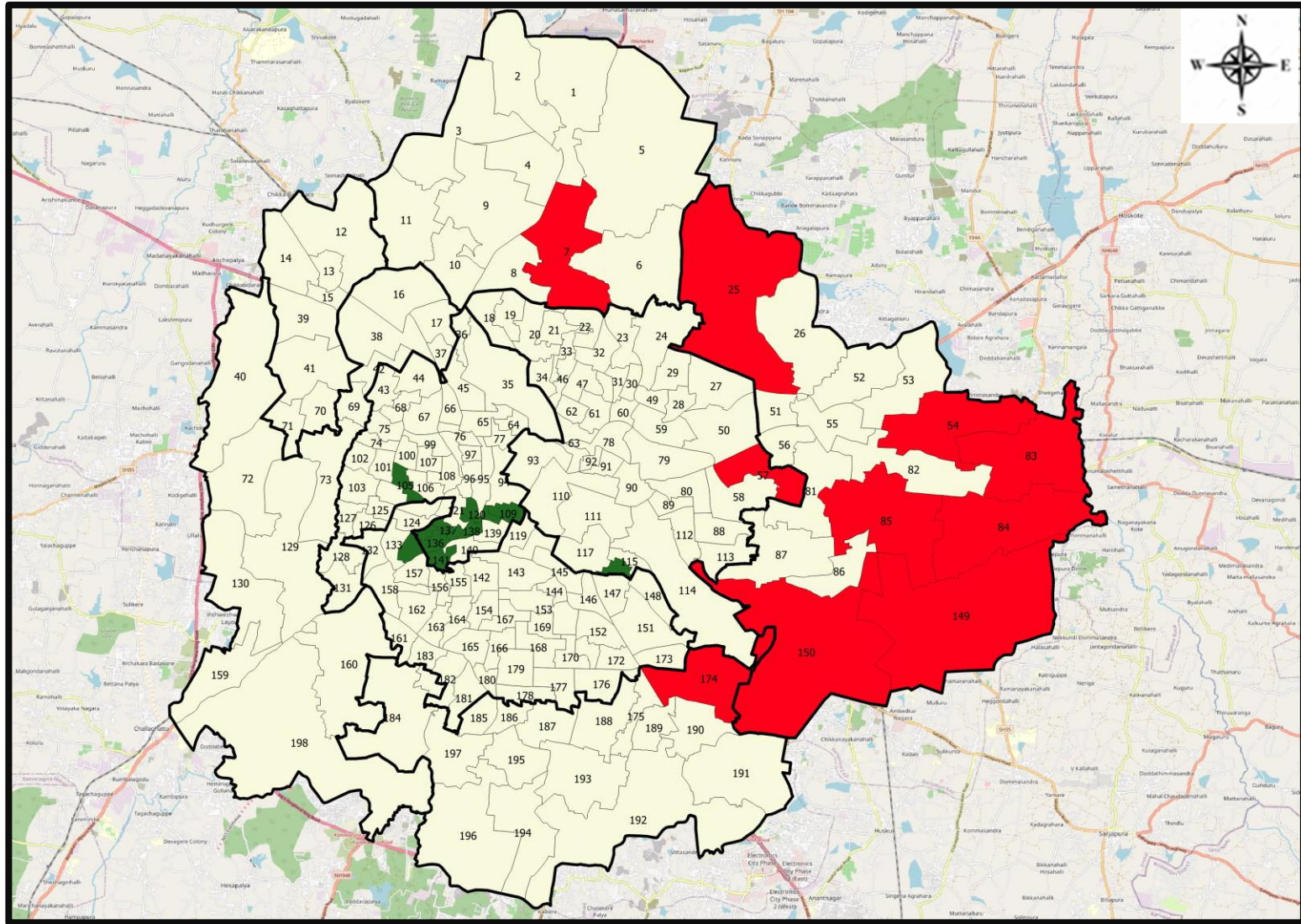


Total Test Conducted Till Date	Test Conducted Last 24 hours	Last 7 Days Average
3,14,53,945	15,139	14,699





BENGALURU URBAN MAP SHOWING TREND OF POSITIVE CASES IN LAST 7 DAYS



Top 10 wards reporting highest number of positive cases in last 7 days

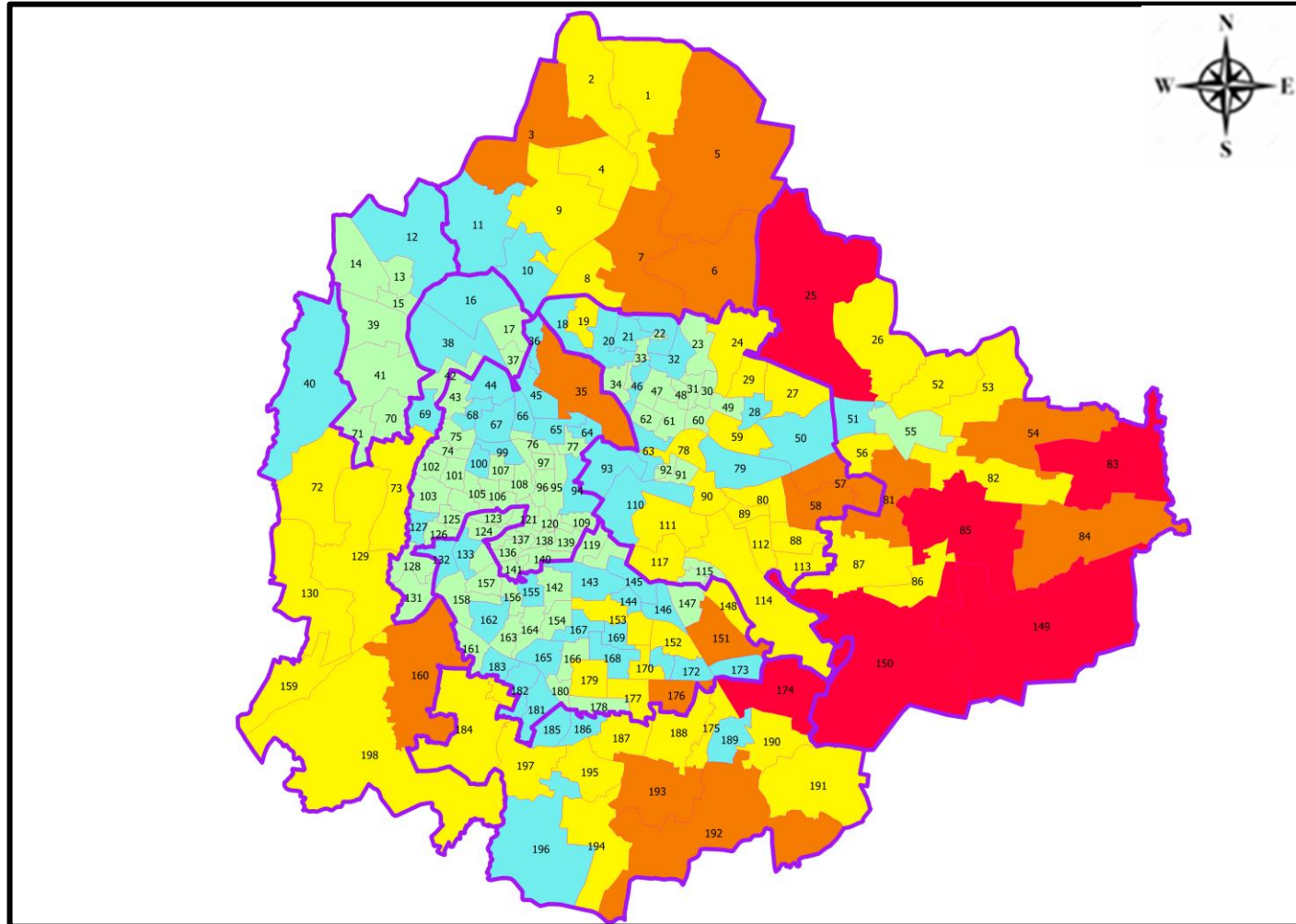
Ward No.	Ward Name	Daily Cases Average
150	Bellanduru	63
85	Dodda Nekkundi	30
83	Kadugodi	27
25	Horamavu	21
149	Varthuru	21
174	HSR Layout	19
84	Hagadur	17
54	Hudi	15
7	Byatarayanapura	15
57	CV Raman Nagar	14







Top 10 wards reporting least number of positive cases in last 7 days

Ward No.	Ward Name	Daily Cases Average
141	Azad Nagar	0
138	Chalavadipalya	0
137	Rayapura	0
136	Jagajivanram Nagar	0
135	Padarayanapura	0
134	Bapuji Nagar	0
120	Cottonpete	0
116	Nilasandra	0
109	Chickpete	0
105	Agrahara Dasarahalli	0



BENGALURU MAP SHOWING INTENSITY OF POSITIVE CASES IN LAST 7 DAYS



-  **Level 1 : 0 to 10 Cases**
-  **Level 2 : 10 to 25 Cases**
-  **Level 3 : 25 to 75 Cases**
-  **Level 4 : 75 to 150 Cases**
-  **Level 5 : More than 150 Cases**
-  **Zone Boundaries**

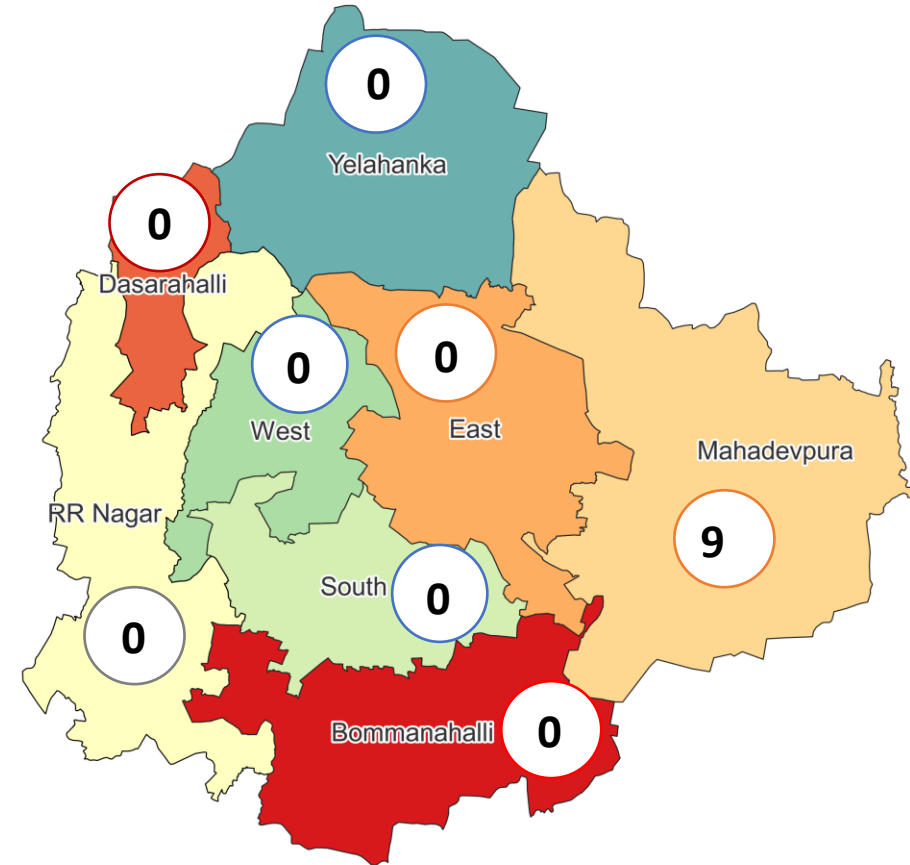


CLUSTER DETAILS



Zone Name	TOTAL CLUSTERS	Budding Clusters	Clusters	Outbreaks
		Less Than 5 Cases	5 To 14 Cases	More Than 14 Cases
BOMMANAHALLI	0 (-)	0 (-)	0 (-)	0 (-)
DASARAHALLI	0 (-)	0 (-)	0 (-)	0 (-)
EAST	0 (-)	0 (-)	0 (-)	0 (-)
MAHADEVPURA	9 (-)	9 (-)	0 (-)	0 (-)
RR NAGAR	0 (-)	0 (-)	0 (-)	0 (-)
SOUTH	0 (-)	0 (-)	0 (-)	0 (-)
WEST	0 (-)	0 (-)	0 (-)	0 (-)
YELAHANKHA	0 (-)	0 (-)	0 (-)	0 (-)
TOTAL	9 (-)	9 (-)	0 (-)	0 (-)

Total Active Clusters



Types of Clusters

Zone Name	Apartments/ Villa	Individual House	Hostels/Quarters	Others	Schools/Colleges
BOMMANAHALLI	0 (-)	0 (-)	0 (-)	0 (-)	0 (-)
DASARAHALLI	0 (-)	0 (-)	0 (-)	0 (-)	0 (-)
EAST	0 (-)	0 (-)	0 (-)	0 (-)	0 (-)
MAHADEVPURA	9 (-)	0 (-)	0 (-)	0 (-)	0 (-)
RR NAGAR	0 (-)	0 (-)	0 (-)	0 (-)	0 (-)
SOUTH	0 (-)	0 (-)	0 (-)	0 (-)	0 (-)
WEST	0 (-)	0 (-)	0 (-)	0 (-)	0 (-)
YELAHANKHA	0 (-)	0 (-)	0 (-)	0 (-)	0 (-)
TOTAL	9 (-)	0 (-)	0 (-)	0 (-)	0 (-)

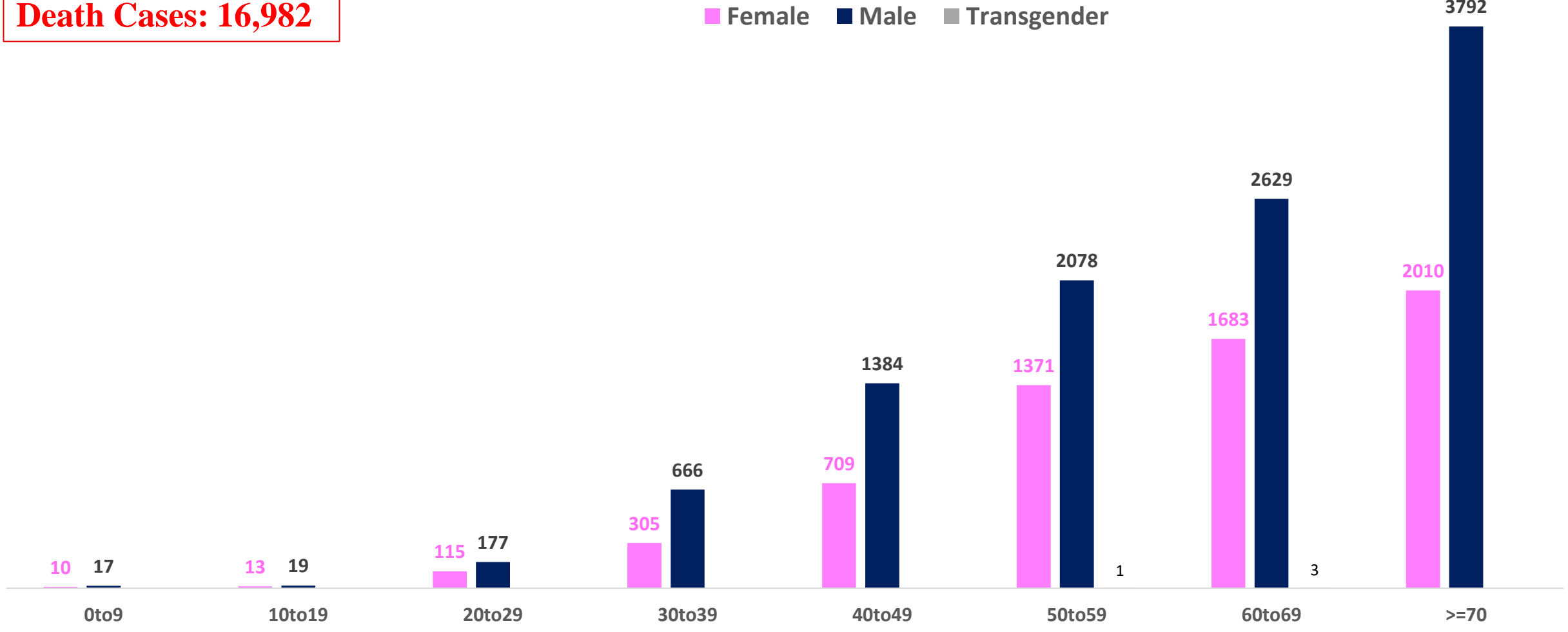
▲▼ : Shows increase and decrease in numbers as compared to previous day



AGE AND GENDER WISE DISTRIBUTION OF DEATH CASES



Death Cases: 16,982





VACCINATION COVERAGE AS ON 26.08.2022



Total Doses Administered

2,04,65,011

▲ 9,450

Total 12-14 years Population : 2.82 Lakhs

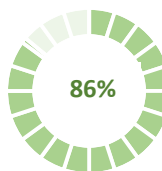
1ST DOSE



2,92,998
Doses administered

▲ 141

2ND DOSE

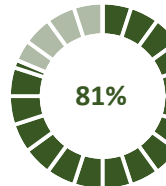


2,42,146
Doses administered

▲ 230

Total 15-18 years Population : 4.42 Lakhs

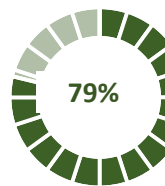
1ST DOSE



3,59,476
Doses administered

▲ 24

2ND DOSE

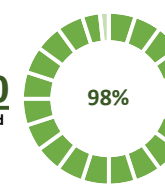


3,48,180
Doses administered

▲ 594

Total adult Population : 91.7 Lakhs

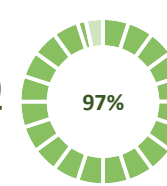
1ST DOSE



90,17,090
Doses administered

▲ 162

2ND DOSE



88,62,047
Doses administered

▲ 708

Priority Group*

Health Care Workers

Dose 1

2,10,386

Doses administered

▲ 0

Dose 2

2,07,108

Doses administered

▲ 5

Frontline Workers

Dose 1

3,81,991

Doses administered

▲ 1

Dose 2

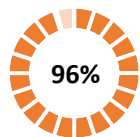
3,73,371

Doses administered

▲ 8

45 – 59 Years Coverage

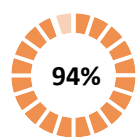
Dose 1



16,95,649
Doses administered

▲ 12

Dose 2

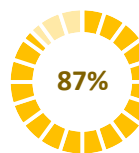


16,73,550
Doses administered

▲ 88

18 - 44 Years Coverage

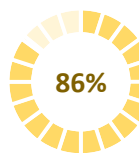
Dose 1



57,48,452
Doses administered

▲ 140

Dose 2



56,43,122
Doses administered

▲ 519

60 + Years Coverage

Dose 1



9,80,612
Doses administered

▲ 9

Dose 2



9,64,896
Doses administered

▲ 88

PRECAUTION DOSE



12,24,158

Doses administered

▲ 7,630

PRECAUTION DOSES ADMINISTERED

Health Care Workers

94,952

Booster Doses administered

▲ 92

Front Line Workers

1,36,273

Booster Doses administered

▲ 291

60 + Years Coverage

3,84,887

Booster Doses administered

▲ 306

18 + Years Coverage

6,08,046

Booster Doses administered

▲ 6,941

▲ indicates the increase in last 24 hours



COVID-19 SCENARIO IN BENGALURU AND OTHER METROPOLITIAN CITIES



CITY NAME	Positive Cases	Active Cases	Recovered	Deceased	Vaccine Doses Administered
New Delhi	19,97,674	3,206	19,68,020	26,448	3,64,51,770
Bengaluru*	18,62,781	5,128	18,40,671	16,982	2,35,73,076
Mumbai	11,41,161	5,392	11,16,088	19,681	2,20,23,851
Chennai	7,87,035	2,255	7,75,711	9,069	1,11,54,157

Source : <https://dashboard.cowin.gov.in/> at 7:05pm (27.08.2022)
Source : <https://www.covid19bharat.org/> at 7:05pm(27.08.2022)

*includes BBMP & Bengaluru Urban



SNAPSHOT OF COVID-19 CASES IN BENGALURU URBAN



**Total Wards With
< =10 Cases* :
75**

**Tests Conducted
on 26.08.2022:
15,139**

**Recovery
Rate*:
98.81%**

**Total
Active Cases :
5,128**

**Total Vaccinated
on 26.08.2022:
9,450**





**Positivity
Rate* :
4.90%**

**Active
Rate*:
0.28%**

**Case
Fatality Rate* :
0.02%**

*Total positive cases In the past 7 days

*CFR and positivity is for Past 7 days

Download BBMP Bulletin	https://apps.bbmpgov.in/covid19/mediabulletin.php
To register for vaccination :	https://selfregistration.cowin.gov.in/
BBMP COVID19 Dashboard:	https://apps.bbmpgov.in/covid19/
Follow us on:	 www.facebook.com/bbmp.comm1/
	 twitter.com/BBMPCOMM
	  BBMPSplHealth

Issued by:

Honorable Chief Commissioner, BBMP
Special Commissioner Health & IT, BBMP
MD, Bengaluru Smart City Limited

THANK YOU !

